



HAL
open science

Assessment of the elongational properties of HIPS membranes based on full-field strain measurements during positive thermoforming

Abderrahmane Ayadi, Marie-France Lacrampe, Patricia Krawczak

► **To cite this version:**

Abderrahmane Ayadi, Marie-France Lacrampe, Patricia Krawczak. Assessment of the elongational properties of HIPS membranes based on full-field strain measurements during positive thermoforming. 12th International Conference on Advances in Experimental Mechanics, Aug 2017, Sheffield, United Kingdom. hal-01779760

HAL Id: hal-01779760

<https://imt.hal.science/hal-01779760>

Submitted on 4 Feb 2019

HAL is a multi-disciplinary open access archive for the deposit and dissemination of scientific research documents, whether they are published or not. The documents may come from teaching and research institutions in France or abroad, or from public or private research centers.

L'archive ouverte pluridisciplinaire **HAL**, est destinée au dépôt et à la diffusion de documents scientifiques de niveau recherche, publiés ou non, émanant des établissements d'enseignement et de recherche français ou étrangers, des laboratoires publics ou privés.

Assessment of the elongational properties of HIPS membranes based on full-field strain measurements during positive thermoforming

A.Ayadi^{1,2,a}, M.F.Lacrampe^{1,2,b} and P.Krawczak^{1,2}

¹ IMT Lille Douai, Institut Mines-Télécom, Polymers and Composites Technology & Mechanical Engineering Department, 941 rue Charles Bourseul, 59508 Douai, France.

² Université de Lille, 59000 Lille, France.

^a Email of presenting author: abderrahmane.ayadi@imt-lille-douai.fr

^b Email of corresponding author: marie-france.lacrampe@imt-lille-douai.fr

Abstract.

In the field of experimental mechanics, interest is more and more attributed to designing original single multi-axial tests which can exhibit heterogeneous mechanical responses for parameters identification. In fact, classical identification procedures of biaxial thermoplastic properties which rely on simple isotropic behavior obtained from uniaxial mechanical tests generally lack precision. Such aspect is mostly confirmed by the inaccuracy of the mechanical behavior when the same parameters identified from uniaxial loads are used in multi-axial cases. Membrane inflation constitutes one particular example of biaxial loading tests. It is characterized by imposing combined but different stretching levels along the principle directions [1,2]. The pole region is submitted to equibiaxial stretching whereas the regions near the base of the spherical shape are submitted to planar tension. As reported in literature, with the use of optical measurement techniques such as stereo digital image correlation (S-DIC) analysis of strain full-fields, the identification of material parameters of elastomers [3] or biological tissues [4] has become more reliable. Moreover, biaxial load configurations have various forms and can even be performed during the shaping of plate sheets via the thermoforming process. As recently reported by *Van Mieghem et al.*, S-DIC has the potential to monitor large out-of-plane deformations taking place during thermoforming. The authors provided an original experimental procedure for validation of plastic-processing simulation packages based on thickness distribution under the assumption of material incompressibility [5,6].

In the present study, by investigating a different case from the previously stated authors, we shed more light on the potential of stereo digital image correlation (S-DIC) and positive thermoforming for identification of elongational properties of a high impact polystyrene (HIPS) at different temperatures (higher than its glass transition). In this context, an industrial thermoforming machine (Illig Ed100) is used. A thin thermoplastic sheet is pre-heated and pre-stretched at the rubbery state by applying an air-flow to form a spherical bubble of almost 55 mm radius within 1.5 seconds duration. Then, the pre-stretched sheet is further deformed by using a large wooden positive mould (Figure 1). This mould has a particular form which imposes a large out-of-plane displacement level of 250 mm at less than 2 seconds. During the mechanical deformation the sheet surface temperature is monitored using multiple thermocouples. Complementarily, a pressure sensor (of the type JUMO AP-30) is used to measure the air pressure during the inflation phase. Material deformations during the whole thermoforming cycle are monitored by using a S-DIC system from LaVision equipped with two 4M pixels cameras that allow detection of a set of pair images at 150 fps at a full resolution of (2048x2048 pixels).

Only the full-field strain data evaluated during the plate membrane inflation step will be presented (up to 55 mm /250 mm), in the current study. First, the displacement profiles during the mechanical load along the principle directions will be used to confirm the axisymmetry of the problem. Second, the full-field experimental data at the polar region will be used for identification of the material elongational parameters of a hyperelastic model such as the Mooney-Rivlin model (classically used for HIPS) by using a Finite Element Model Updated (FEMU) procedure [7,8]. Boundary conditions and preliminary results of the identification procedure will be presented. Finally, with respect of the assumption of material incompressibility, the validation procedure will be based on the comparison between numerically calculated and experimental measured thickness distributions along the major axes of the HIPS sheet.

Acknowledgements

The authors acknowledge the European Union (European Regional Development Fund FEDER), the French state and the Hauts-de-France Region council for co-funding the ELSAT 2020 by CISIT project (POPCOM action). The authors also thank Mr. Laurent CHARLET for his significant technical help and contribution for adapting the thermoforming machine to the authors research needs.


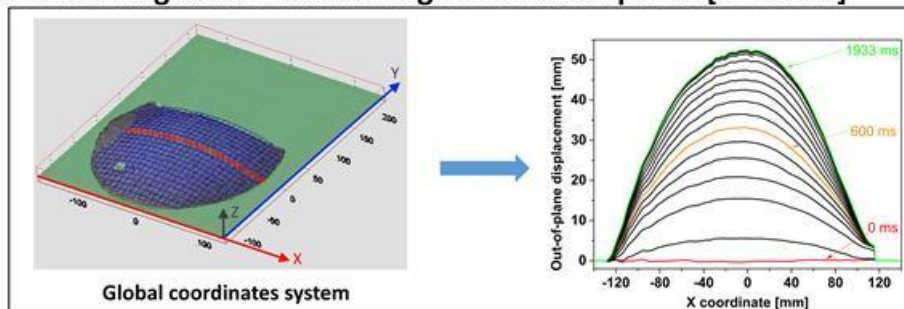
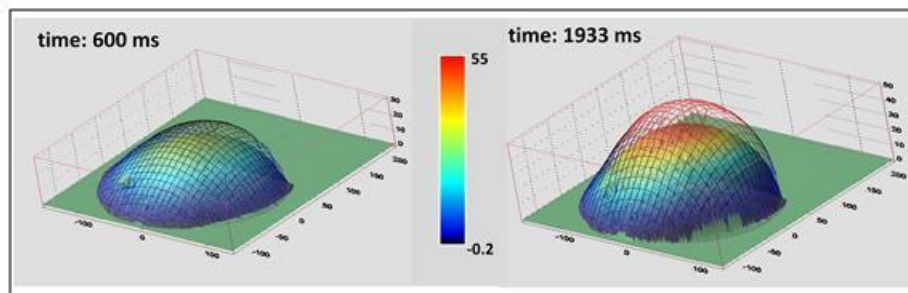


Fig 1. a) Characteristic dimensions of the used mould. b) 1.5 mm thick HIPS plate before deformation. c) Final shape obtained by the adopted mould.

Surface height evolution during the inflation phase [Y= 0 mm]



Stereo-DIC surface contours of out-of-plane displacement 'Z' [mm]



Stereo-DIC surface contours of Max. normal strain on surface [-]

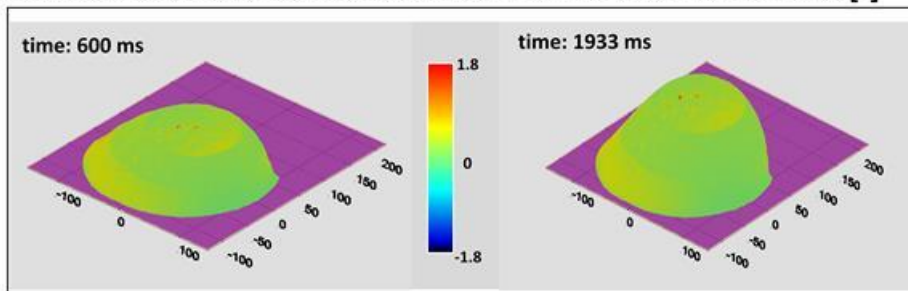


Fig. 2. Stereo-DIC based results related to the sheet out-of-plane deformation during the inflation step of the positive thermoforming process.

References

- [1] Li Y, Nemes JA, Derdouri AA. Membrane inflation of polymeric materials: Experiments and finite element simulations. *Polym Eng Sci* 2001;41:1399–412. doi:10.1002/pen.10840.
- [2] Zhao X, Chen X, Lu J. Pointwise Identification of Elastic Properties in Nonlinear Hyperelastic Membranes—Part II: Experimental Validation. *J Appl Mech* 2009;76:61014. doi:10.1115/1.3130810.
- [3] Machado G, Favier D, Chagnon G. Membrane Curvatures and Stress-strain Full Fields of Axisymmetric Bulge Tests from 3D-DIC Measurements. Theory and Validation on Virtual and Experimental results. *Exp Mech* 2012;52:865–80. doi:10.1007/s11340-011-9571-3.
- [4] Tonge TK, Muriene BJ, Coudrillier B, Alexander S, Rothkopf W, Nguyen TD. Minimal preconditioning effects observed for inflation tests of planar tissues. *J Biomech Eng* 2013;135:114502. doi:10.1115/1.4025105.
- [5] Van Mieghem B, Ivens J, Van Bael A. Consistency of Strain Fields and Thickness Distributions in Thermoforming Experiments Through Stereo DIC. *Exp Tech* 2016;40:1409–20. doi:10.1007/s40799-016-0143-4.
- [6] Van Mieghem B, Desplentere F, Van Bael A, Ivens J. Improvements in thermoforming simulation by use of 3D digital image correlation. *Express Polym Lett* 2015;9:119–28. doi:10.3144/expresspolymlett.2015.13.
- [7] Erchiqui F, Derdouri A. Analyse Expérimentale et Numérique du Comportement de Membranes Thermoplastiques en ABS et en HIPS dans le Procédé de Thermoformage. *Can J Chem Eng* 2008;83:527–36. doi:10.1002/cjce.5450830316.
- [8] Robert L, Velay V, Decultot N, Ramde S. Identification of hardening parameters using finite element models and full-field measurements: some case studies. *J Strain Anal Eng Des* 2012;47:3–17. doi:10.1177/0309324711430022.