



HAL
open science

CMB polarization can constrain cosmology better than CMB temperature

Silvia Galli, Karim Benabed, F. R. Bouchet, Jean-François Cardoso, Aurelien Benoit-Levy, Franz Elsner, Eric Hivon, Anna Mangili, Simon Prunet,
Benjamin Wandelt

► **To cite this version:**

Silvia Galli, Karim Benabed, F. R. Bouchet, Jean-François Cardoso, Aurelien Benoit-Levy, et al.. CMB polarization can constrain cosmology better than CMB temperature. *Physical Review D*, 2014, 90 (6), pp.063504. 10.1103/PhysRevD.90.063504. hal-01117038

HAL Id: hal-01117038

<https://imt.hal.science/hal-01117038v1>

Submitted on 12 Dec 2023

HAL is a multi-disciplinary open access archive for the deposit and dissemination of scientific research documents, whether they are published or not. The documents may come from teaching and research institutions in France or abroad, or from public or private research centers.

L'archive ouverte pluridisciplinaire **HAL**, est destinée au dépôt et à la diffusion de documents scientifiques de niveau recherche, publiés ou non, émanant des établissements d'enseignement et de recherche français ou étrangers, des laboratoires publics ou privés.

CMB Polarization can constrain cosmology better than CMB temperature

Silvia Galli^{a,b}, Karim Benabed^{a,b}, François Bouchet^{a,b}, Jean-François Cardoso^{a,d,e},
Franz Elsner^f, Eric Hivon^{a,b}, Anna Mangilli^{a,b}, Simon Prunet^g, Benjamin Wandelt^{a,b,c}

^a*CNRS, UMR 7095, Institut d'Astrophysique de Paris, F-75014, Paris, France*

^b*Sorbonne Universités, UPMC Univ Paris 06, UMR 7095,
Institut d'Astrophysique de Paris, F-75014, Paris, France*

^c*Department of Physics, University of Illinois at Urbana-Champaign,
1110 West Green Street, Urbana, Illinois, U.S.A.*

^d*Laboratoire Traitement et Communication de l'Information,
CNRS (UMR 5141) and Télécom ParisTech, 46 rue Barrault F-75634 Paris Cedex 13, France*

^e*APC, AstroParticule et Cosmologie, Université Paris Diderot,
31 CNRS/IN2P3, CEA/lrfu, Observatoire de Paris, Sorbonne Paris Cité,
10, rue Alice Domon et Léonie Duquet, 75205 Paris Cedex 32 13, France*

^f*Department of Physics and Astronomy, University College London, London WC1E 6BT, U.K. and*

^g*Canada-France-Hawaii Telescope Corporation, 65-1238 Mamalahoa Hwy, Kamuela, HI 96743, USA*

We demonstrate that for a cosmic variance limited experiment, CMB E polarization *alone* places stronger constraints on cosmological parameters than CMB temperature. For example, we show that C_ℓ^{EE} can constrain parameters better than C_ℓ^{TT} by up to a factor 2.8 when a multipole range of $\ell = 30 - 2500$ is considered. We expose the physical effects at play behind this remarkable result and study how it depends on the multipole range included in the analysis. In most relevant cases, C_ℓ^{TE} or C_ℓ^{EE} surpass the C_ℓ^{TT} based cosmological constraints. This result is important as the small scale astrophysical foregrounds are expected to have a much reduced impact on polarization, thus opening the possibility of building cleaner and more stringent constraints of the Λ CDM model. This is relevant specially for proposed future CMB satellite missions, such as *CORE* or *PRISM*, that are designed to be cosmic variance limited in polarization till very large multipoles. We perform the same analysis for a Planck-like experiment, and conclude that even in this case C_ℓ^{TE} alone should determine the constraint on $\Omega_c h^2$ *better* than C_ℓ^{TT} by $\sim 15\%$, while determining $\Omega_b h^2$, n_s and θ with comparable accuracy. Finally, we explore a few classical extensions of the Λ CDM model and show again that CMB polarization alone provides more stringent constraints than CMB temperature in case of a cosmic variance limited experiment.

PACS numbers: 98.80.-k

I. INTRODUCTION

The results from the Planck satellite have recently confirmed that the cosmic microwave background (CMB) anisotropies are a powerful probe of cosmology [1]. While these first cosmological results were based on Planck temperature data alone, interesting improvements are expected with the next release of data, when CMB polarization will be included in the analysis. CMB polarization is often described in the literature as a unique source of information for reionization studies [2, 3], thanks to the large-scale signature that reionization is expected to leave in the polarization power spectra, and for inflation studies, as primordial gravitational waves are expected to produce B-mode CMB polarization [4–9] and because polarization provides a cleaner probe of initial conditions [10–14]. Furthermore, it is in general recognised that adding the information coming from polarization can improve the constraints on cosmological parameters and can help breaking some degeneracies [4, 15–21].

In this paper, we argue that the CMB E polarization data is much more than a mere improvement over the temperature anisotropies measurement. We demonstrate that either the temperature-polarization cross-correlation C_ℓ^{TE} or the C_ℓ^{EE} polarization power spectra

can provide tighter constraints on cosmological parameters than the temperature power spectrum C_ℓ^{TT} , in the case of a Cosmic Variance Limited experiment (hereafter CVL). The constraining power of C_ℓ^{EE} had already been noticed in [15]. Here we show, for the first time, that C_ℓ^{TE} as well is more constraining than the C_ℓ^{TT} power spectrum, and explicit the physical reasons behind this conclusion.

We find that the C_ℓ^{EE} power spectrum can constrain the parameters (including the optical depth τ) by up to a factor 2.8 better than C_ℓ^{TT} in the case of a CVL experiment probing up to multipoles $\ell = 2500$, even when excising the large scales polarized signature of reionization ($\ell < 30$). Overall, the constraining power of the C_ℓ^{EE} power spectrum is found to be mildly dependent on the availability of small scales ($\ell > 2000$) and dramatically on the large scales ($30 < \ell < 130$). The C_ℓ^{TE} based constraints are also found to be tighter than the C_ℓ^{TT} based ones.

In the case of a more realistic Planck-like experiment, we demonstrate that the C_ℓ^{TE} power spectrum provides comparable constraints to the C_ℓ^{TT} one, and a better one for the dark matter physical density $\Omega_c h^2$ by about 15%.

Finally, we show that even for classical extensions of the Λ CDM models, the polarized based constraints are

at least equivalent and often better than the temperature based one, for a CVL experiment.

Our results open the possibility of improving the robustness of the CMB based cosmological constraints. In fact, an important limitation of the C_ℓ^{TT} based cosmological constraints both from Planck [22] and from ground based experiments [23, 24] is the presence of astrophysical foregrounds, particularly at small scales where the CMB temperature anisotropies are dominated by the contribution from unresolved radio and infrared galaxies. Polarization, however, is expected to suffer less from this contamination [25, 26]. Using the exceptional constraining power of the polarized CMB observations, one should thus be able to build cross-checks of the temperature results and improve the temperature foreground models at small scales.

In Section II, we first describe the Fisher Matrix formalism that will be used to calculate forecasts on cosmological parameters. Then, in Section III we present the main results on Λ CDM parameters for a CVL experiment. In particular, we show how the constraints depend on the maximum or minimum multipole included in the analysis, and describe the physics at play in this setting. Section IV reproduces the analysis for a Planck-like experiment. The sensitivity of the constraints to prior knowledge of the reionization optical depth τ is discussed in Section V, and we show how the large scales ($\ell < 30$) contribute to the determination of τ . Finally, Section VI allows us to generalize our conclusions to classical Λ CDM model extensions.

II. METHODOLOGY

The information on a vector of cosmological parameter θ_i that can be extracted from a subset M of the CMB temperature and polarization power spectra ($C_\ell^{TT}, C_\ell^{TE}, C_\ell^{EE}$) can be estimated using the Fisher Information Matrix (FIM) (see e.g. [27, 28]):

$$F_{ij}^{\text{CMB}} = \sum_{X,Y \text{ in } M} \sum_{\ell} \frac{\partial C_\ell^X}{\partial \theta_i} [\mathcal{C}_\ell]_{XY}^{-1} \frac{\partial C_\ell^Y}{\partial \theta_j}. \quad (1)$$

One can forecast the cosmological constraints obtained using either $C_\ell^{TT}, C_\ell^{TE}, C_\ell^{EE}$ or all of them by changing the content of M in the above equation. To compute the elements of the FIM, we need to evaluate the power spectra covariance matrix and the derivatives of the power spectra with respect to the parameters of interest.

The computation of the covariance matrix can be simplified using the following assumptions. We ignore all sources of non-Gaussianity in the CMB data. We model the lensing of the CMB by the large scale structure as a smoothing of the observed CMB power spectra, and ignore the lensing induced 4-point correction which is being known to introduce a small correlation in the C_ℓ^{EE} covariance matrix and a negligible one on C_ℓ^{TT} [29]. We further assume that foreground contamination, beam uncertainties and other systematics have been corrected to

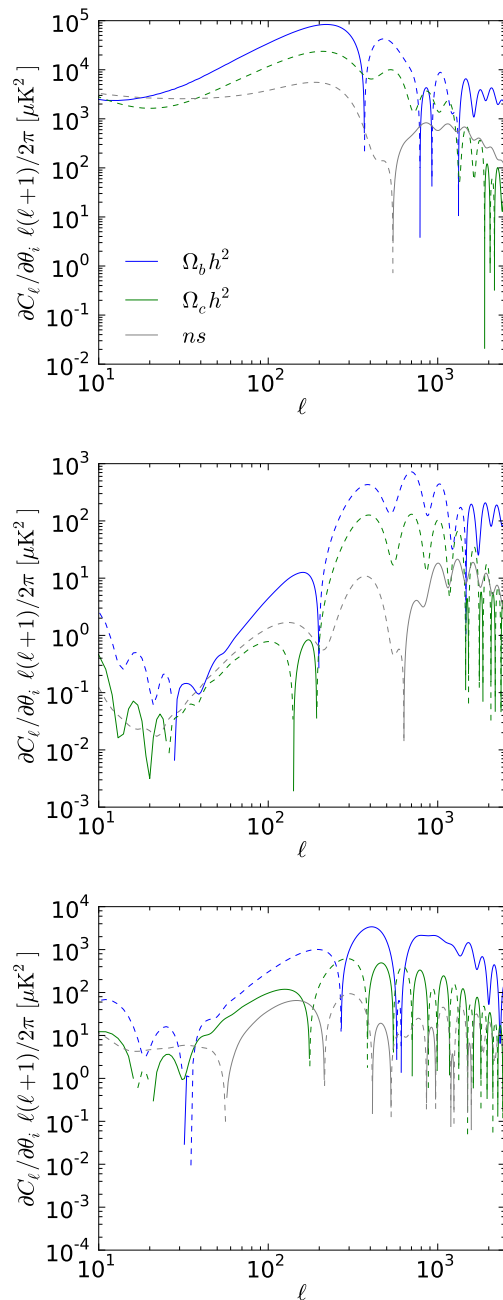


FIG. 1. Derivatives of the C_ℓ^{TT} (top panel), C_ℓ^{TE} (middle panel) and C_ℓ^{EE} (bottom panel) power spectrum with respect to the Λ CDM parameters. The plot is in logarithmic scale, so we plot the absolute value of the derivatives, showing negative values as dashed lines.

a level much smaller than the statistical error and we do not take into account any marginalization over their parameters. Finally, we account for partial sky coverage (f_{sky}) by a rescaling of the full sky covariance and ignore the mode correlations it introduces. Under those assumptions, the covariance matrix \mathcal{C}_ℓ is only a function of the theoretical CMB power spectra, and of the effec-

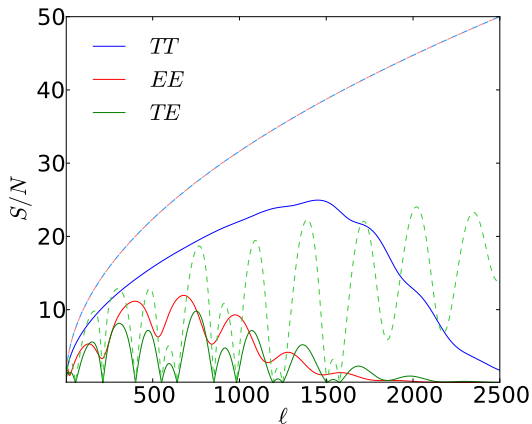


FIG. 2. Signal-to-noise for a Planck-like full mission experiment (solid lines) with $f_{\text{sky}} = 0.5$, as detailed in Table II, for the C_ℓ^{TT} (blue), C_ℓ^{EE} (red) and C_ℓ^{TE} (green) power spectra. Dashed lines show the signal to noise for a CVL experiment with $f_{\text{sky}} = 1$.

$$\mathcal{C}_\ell = \frac{2}{2\ell + 1} \frac{1}{f_{\text{sky}}} \begin{pmatrix} (\tilde{C}_\ell^{TT})^2 & (\tilde{C}_\ell^{TE})^2 & \tilde{C}_\ell^{TT} \tilde{C}_\ell^{TE} \\ (\tilde{C}_\ell^{TE})^2 & (\tilde{C}_\ell^{EE})^2 & \tilde{C}_\ell^{EE} \tilde{C}_\ell^{TE} \\ \tilde{C}_\ell^{TT} \tilde{C}_\ell^{TE} & \tilde{C}_\ell^{EE} \tilde{C}_\ell^{TE} & 1/2[(\tilde{C}_\ell^{TE})^2 + \tilde{C}_\ell^{TT} \tilde{C}_\ell^{EE}] \end{pmatrix} \quad (2)$$

with \tilde{C}_ℓ^{TT} , \tilde{C}_ℓ^{EE} and \tilde{C}_ℓ^{TE} , the observed temperature and polarization spectra, given by

$$\tilde{C}_\ell^{TT} = C_\ell^{TT} + N_\ell^{TT}, \quad (3)$$

$$\tilde{C}_\ell^{EE} = C_\ell^{EE} + N_\ell^{EE}, \quad (4)$$

$$\tilde{C}_\ell^{TE} = C_\ell^{TE} \quad (5)$$

The numerical evaluation of the power spectra and their derivatives will be performed using the PIC0¹ code [30]. An example of some of the power spectra derivatives is presented in Fig. 1.

In the next sections, we forecast the constraints on the parameters of a Λ CDM cosmology. We focus on the following 6 parameters: the physical baryon and CDM densities, $\omega_b = \Omega_b h^2$ and $\omega_c = \Omega_c h^2$, the angular dimension of the sound horizon at recombination θ , the normalization of the primordial power spectrum, $\ln(10^{10} A_s)$, with pivot scale $k_0 = 0.05 \text{ Mpc}^{-1}$, the scalar spectral index, n_s , and the optical depth to reionization, τ . We also explore a few classical extensions of the model in Section VI. The fiducial values of the parameters used through the article are presented in Table I.

We consider two experimental settings: a full sky cosmic variance limited experiment (CVL) and a Planck-like mission. For the CVL experiment, we have $N_\ell^{TT} =$

itive noise power spectra of temperature (N_ℓ^{TT}) and E polarization (N_ℓ^{EE}). We have:

$N_\ell^{EE} = 0$ and $f_{\text{sky}} = 1$. Changing the smallest available scale (ℓ_{max}) as we do in section III allows the reader to evaluate quickly what will be the behaviour of a more realistic experiment.

The Planck-like mission corresponds to 30 months worth of combined observations by the two best Planck CMB channels at 143 GHz and 217 GHz. We assume that due to galactic dust contamination only half of the sky is available for cosmological use, $f_{\text{sky}} = 0.5$. The effective noise of the combined data is given by [31]

$$N_\ell^{X, \text{chan}} = \left(\frac{w_{X, \text{chan}}^{-1/2}}{\mu\text{K-rad}} \right)^2 \exp \left[\frac{\ell(\ell+1)(\theta_{\text{pix}}/\text{rad})^2}{8 \ln 2} \right], \quad (6)$$

$$N_\ell^X = \frac{1}{\sum_{\text{chan}} \{1/(N_\ell^{X, \text{chan}})\}} \quad (7)$$

where $N_\ell^{X, \text{chan}}$ is the noise in each of the channels considered in temperature ($X = T$) or polarization ($X = P$), while N_ℓ^X is the total noise, $w_X^{-1} = \{(\Delta X/T) \times T_{\text{CMB}} \times \theta_{\text{pix}}\}^2 [\mu\text{K}^2]$ is the raw sensitivity, $(\Delta X/T_{\text{CMB}})$ is the sensitivity per pixel, $T_{\text{CMB}} = 2.725\text{K}$ is the CMB temperature, and θ_{FWHM} is the full width at half maximum beam size. We compute the characteristics of this experiment according to the Planck Blue Book [32], and report the numerical values in Table II. This setting gives a reasonable estimate of the expected sensitivity of the second Planck data release. We show the signal-to-noise ratio (including cosmic variance) for different power spectra

¹ <https://sites.google.com/a/ucdavis.edu/pico/home>

Parameter	Fiducial
$\Omega_b h^2$	0.022032
$\Omega_c h^2$	0.12038
θ_{100}	1.04119
τ	0.0925
n_s	0.9619
$\ln(10^{10} A_s)$	3.0980
Ω_k	0
Y_p	0.24
N_{eff}	3.046
n_{run}	0
Σm_ν	0

TABLE I. Fiducial model used in the analysis.

both for a CVL and Planck-like experiment in Fig. 2.

Channel	FWHM	$\Delta T/T$	$\Delta P/T$
GHz	arcmin	$[\mu K/K]$	$[\mu K/K]$
143	7'	1.5	3.0
217	5'	3.3	6.6

TABLE II. Specifications of the Planck-like experiment. Values are based on the Blue Book specification and for a 30 month mission [32]. $\Delta T/T$ is the sensitivity per pixel.

III. COSMIC VARIANCE LIMITED EXPERIMENT

We present in this section forecasts on cosmological parameters in case of a CVL Experiment for C_ℓ^{TT} , C_ℓ^{EE} or C_ℓ^{TE} considered separately or from the combination of all the spectra. Our baseline in this Section has $\ell_{\min} = 30$ and $\ell_{\max} = 2500$ unless otherwise specified, and always includes a prior² on τ , $\sigma(\tau) = 0.013$. In this way, we can compare the information content of the different power spectra assuming nearly the same information about reionization, that can otherwise be more tightly constrained observing its signature at large scales ($\ell \lesssim 30$) in polarization. We will discuss the effect of relaxing this τ -prior assumption in Section V.

A. Evolution of the constraints with ℓ_{\max}

In this section we analyze how the constraints change as a function of maximum multipole (ℓ_{\max}) included. In Fig. 3 we show how the constraints evolve with ℓ_{\max} for lensed CMB spectra (reference constraints). By observing Fig. 3, we notice that at $\ell_{\max} = 2500$, C_ℓ^{EE} is

the best at constraining all parameters, as also shown in Table III and as already noticed by [15].

In particular, the C_ℓ^{EE} power spectrum constrains the angular size of the sound horizon θ better than C_ℓ^{TT} by a factor ~ 2.8 , $\Omega_c h^2$, $\ln(10^{10} A_s)$, τ , n_s by a factor 1.9, 1.7, 1.6 and 1.4 respectively, while the smallest improvement is on the baryon density $\Omega_b h^2$ by a factor ~ 1.3 .

The C_ℓ^{TE} power spectrum constrains the dark matter density $\Omega_c h^2$ as strongly as C_ℓ^{EE} , θ and n_s slightly worse than C_ℓ^{EE} (only by a factor ~ 1.2), while it constrains the other parameters ($\Omega_b h^2$, $\ln(10^{10} A_s)$ and τ) at a level comparable to C_ℓ^{TT} . It is interesting to notice however that C_ℓ^{TE} becomes the best at constraining the matter densities $\Omega_b h^2$ and $\Omega_c h^2$ if $\ell_{\max} \lesssim 2100$, while the other parameters keep being constrained best by C_ℓ^{EE} .

Finally, combining all the spectra leads to a substantial improvement only to the constraint on $\Omega_b h^2$ (by a factor ~ 2.1 compared to C_ℓ^{EE} alone), while the other parameters improve only by a factor ~ 1.2 compared to the constraints from C_ℓ^{EE} alone.

In order to gain some physical insight into why the constraints are stronger when determined from the C_ℓ^{EE} power spectrum, we will make use of two additional figures. Fig. 5 shows the constraints obtained as the inverse of the diagonal of the Fisher Matrix, i.e. *without marginalizing* over the degeneracies among all the parameters (we will refer to this as the ‘diagonal’ case). This is equivalent to calculating constraints for one parameter at the time, assuming the others fixed to their fiducial value. This plot is useful to understand whether the reference constraints in Fig. 3 are limited by degeneracies among parameters or by the intrinsic information encoded in the CMB, limited only by cosmic variance. Fig. 4 shows the same plots as Fig. 3 but for unlensed CMB spectra. This plot is useful to assess whether the information coming from the effect of weak lensing at high multipoles impacts the constraints on cosmological parameters. We also report in Table IV the ratio of the constraints obtained from the scalar versus lensed power spectra.

By comparing these plots, we notice the following features:

Constraint on θ . As already mentioned and shown in Fig. 3, the angular size of the sound horizon θ is better determined using the C_ℓ^{EE} or C_ℓ^{TE} power spectra alone than by using C_ℓ^{TT} alone. As is well known, the effect of changing θ on the power spectra is to shift the position of the acoustic peaks, e.g. an increase in θ shifts the peaks to larger scales (smaller multipoles). However, peaks in C_ℓ^{EE} and C_ℓ^{TE} are *sharper* than in C_ℓ^{TT} [34], so that their position can be better determined from polarization. This is due to the fact that polarization is mainly sourced by the gradient of the velocity field of the photo-baryonic fluid, while temperature is sourced both by the perturbations in the density field (Sachs-Wolfe plus intrinsic temperature effects) and by the perturbations in the velocity field (Doppler effect). The peaks in polarization are thus only determined by the extrema of oscillations in the velocity field, while the peaks in temper-

² The prior we use is comparable with the constraint obtained by the WMAP satellite observing polarization at large scales [33].

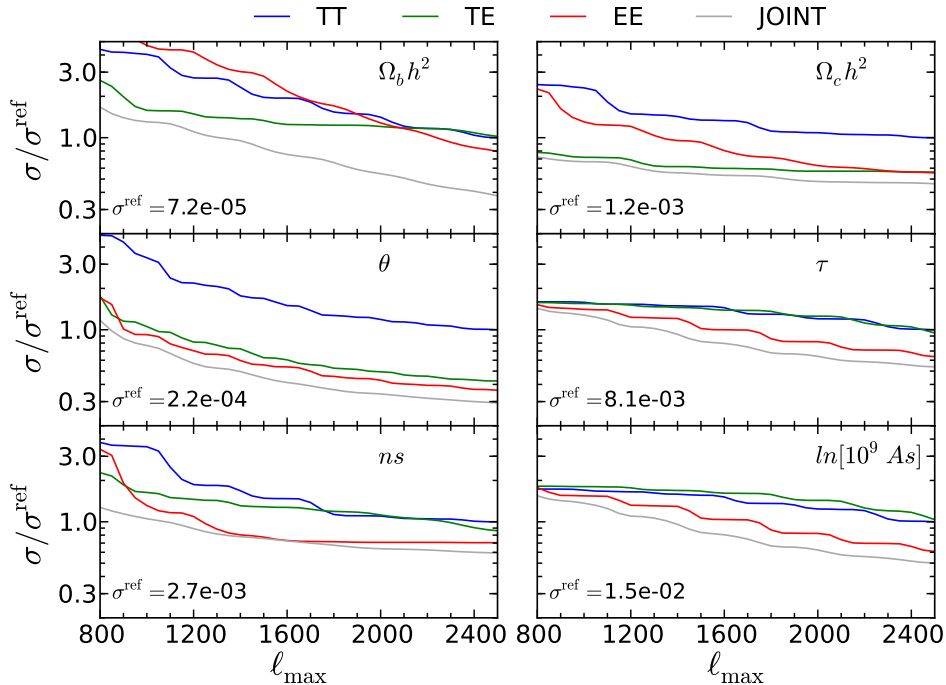


FIG. 3. Standard deviations on Λ CDM parameters as function of ℓ_{\max} , normalized to the standard deviation σ^{ref} obtained from C_ℓ^{TT} with $\ell_{\max} = 2500$. We consider a CVL experiment with $\ell_{\min} = 30$ and a prior on τ . We consider here lensed CMB power spectra.

Data	$\Omega_b h^2$	$\Omega_c h^2$	θ	τ	n_s	$\ln(10^{10} A_s)$
C_ℓ^{TT}	7.2×10^{-5} [0.3%]	1.2×10^{-3} [1.0%]	2.2×10^{-4} [0.02%]	8.1×10^{-3} [9%]	2.7×10^{-3} [0.3%]	1.5×10^{-2} [0.5%]
C_ℓ^{EE}	5.7×10^{-5} (1.3)	6.5×10^{-4} (1.9)	7.9×10^{-5} (2.8)	5.2×10^{-3} (1.6)	1.9×10^{-3} (1.4)	9.0×10^{-3} (1.7)
C_ℓ^{TE}	7.3×10^{-5} (1.0)	6.6×10^{-4} (1.8)	9.3×10^{-5} (2.4)	7.7×10^{-3} (1.1)	2.3×10^{-3} (1.2)	1.5×10^{-2} (1.0)
JOINT	2.7×10^{-5} (2.7)	5.4×10^{-4} (2.2)	6.4×10^{-5} (3.4)	4.4×10^{-3} (1.8)	1.6×10^{-3} (1.7)	7.4×10^{-3} (2.0)

TABLE III. Standard deviations on the Λ CDM model for a CVL experiment from C_ℓ^{TT} , C_ℓ^{EE} , C_ℓ^{TE} taken separately or from the combination of all the power spectra. These constraints are calculated assuming $\ell_{\min} = 30$, $\ell_{\max} = 2500$, and a prior on τ , $\sigma(\tau) = 0.013$. In square brackets, on the first line we translate the standard deviation in relative error. In parenthesis, on the next lines we show the improvement factor compared to the C_ℓ^{TT} case.

ature are mainly determined by the oscillation extrema of the density distribution plus the smaller contribution (damped by the presence of baryons that slow down the sound speed) from oscillations of the velocity field. The peaks in temperature, determined by these two effects out of phase by $\pi/2$, are thus smoother compared to the ones in polarization, which can therefore better constrain θ . Furthermore, by comparing Fig. 3 with the diagonal case in Fig. 5, we notice that the constraints on θ are only mildly affected by degeneracies with other parameters, as the errorbars obtained in the diagonal case are only a factor ~ 2 smaller than the ones obtained with the full marginalization over all parameters. Finally, by comparing Fig. 3 with the diagonal case in Fig. 5, we notice that θ would be better constrained by the unlensed CMB spectra, due to the fact that lensing smooths the

peaks/throughs of the CMB power spectra, making the position of the peaks harder to determine.

Breaking the $\tau - \ln(10^{10} A_s)$ degeneracy with lensing. The C_ℓ^{EE} power spectrum alone is also better at constraining the reionization optical depth and the amplitude of the primordial power spectrum $\ln(10^{10} A_s)$. One of the main effects of increasing the reionization optical depth τ on the power spectra is to suppress the amplitude of the peaks at scales smaller than the causal horizon at the epoch of reionization. This effect is due to the fact that only a fraction $\exp(-\tau)$ of the photons manage to stream freely through the reionized universe, so that the power spectra are in fact proportional to $\exp(-2\tau)$ [2, 35]. This effect is highly degenerate with the amplitude of the primordial power spectrum A_s [36]. The degeneracy can be lifted in two ways. Either mea-

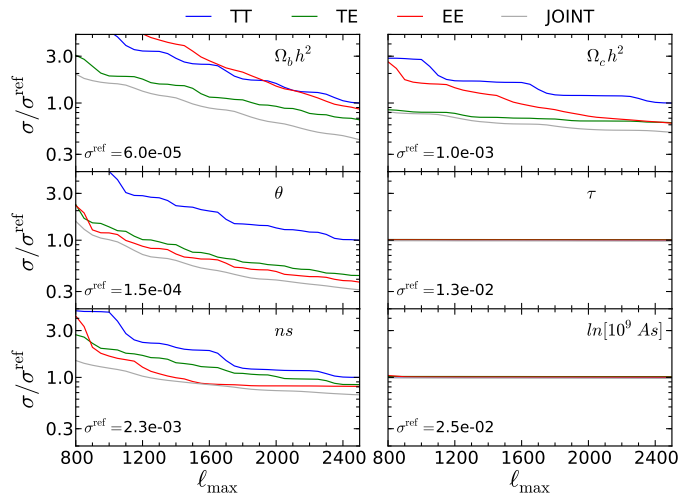


FIG. 4. Same as Fig. 3, but for unlensed CMB power spectra.

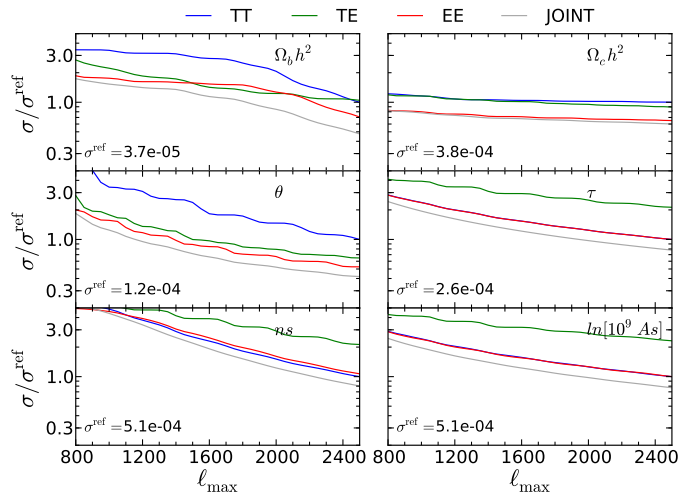


FIG. 5. Same as Fig. 3, but the constraints in this case are calculated as the inverse of the diagonal of the Fisher Matrix, i.e. they are not marginalized over degeneracies between parameters. By comparing with Fig. 3, one can determine whether constraints on the parameters are limited by their degeneracies or by the sensitivity of the spectra to each parameter separately.

asuring the reionization bump in the polarization power spectra at large scales ($\ell \lesssim 30$), that directly constrain τ , or measuring with high accuracy the effect of lensing on small scales ($\ell \gtrsim 1000$), as the amplitude of the lensing potential depends on the amplitude of the initial perturbations A_s but not on τ . In the cases we consider in this Section, we do not include the large scale polarization in our calculations, but we weakly break the degeneracy between the two parameters by adding a prior on τ with width $\sigma(\tau) = 0.013$. From Fig. 3, we notice that the constraints on τ and $\ln(10^{10} A_s)$ improve when in-

Data	$\Omega_b h^2$	$\Omega_c h^2$	θ	τ	n_s	$\ln(10^{10} A_s)$
CVL						
TT	0.8	0.9	0.7	1.6	0.8	1.7
EE	0.9	1.0	0.7	2.5	1.0	2.8
TE	0.6	1.0	0.7	1.7	0.8	1.7
JOINT	0.9	1.0	0.8	2.9	0.9	3.3
Planck						
TT	1.0	1.0	0.9	1.1	1.0	1.2
EE	1.1	1.1	0.9	1.0	1.1	1.0
TE	1.0	1.1	0.9	1.0	1.1	1.0
JOINT	1.0	1.1	0.9	1.2	1.0	1.2

TABLE IV. Ratio of standard deviations obtained from unlensed power spectra divided by the standard deviations obtained from lensed power spectra. We show results for C_ℓ^{TT} , C_ℓ^{EE} , C_ℓ^{TE} power spectra taken separately or from the joint combination of all of them, for a CVL and a Planck-like full mission experiment. These constraints are calculated assuming $\ell_{\min} = 30$, $\ell_{\max} = 2500$, and a prior on τ , $\sigma(\tau) = 0.013$. This table shows that the lensed spectra do not always provide the tightest constraints.

cluding higher ℓ_{\max} , thanks to the degeneracy-breaking effect of lensing. Such an improvement is not present when the same constraints are evaluated from unlensed power spectra, as shown in Fig. 4, where the constraints on τ and $\ln(10^{10} A_s)$ are constant with ℓ_{\max} . Furthermore, we notice from the reference constraints in Fig. 3 that C_ℓ^{EE} provides a better measurement than C_ℓ^{TE} or C_ℓ^{TT} on these two parameters. This is due to the fact that the effect of lensing is larger on polarization than on temperature (at $\ell \sim 2000$, the change in the amplitude is a factor 2 larger for C_ℓ^{EE} than C_ℓ^{TT}) [37]. A change in the lensing amplitude thus impacts polarization more strongly than temperature, resulting in a stronger constraint on $\ln(10^{10} A_s)$. This is also clear from Table IV, showing that the lensed C_ℓ^{EE} power spectrum constrains τ by a factor 3 better than unlensed spectra³, while the constraints from the lensed C_ℓ^{TE} and C_ℓ^{TT} improve only by a factor 1.7.

A general remark on C_ℓ^{TE} . To understand why C_ℓ^{EE} determines $\Omega_b h^2$, $\Omega_c h^2$ and n_s as well as or better than C_ℓ^{TT} , we refer the reader to the next Subsection III B.

As a general remark, however, we would like to emphasize that C_ℓ^{TE} is very powerful at constraining parameters despite the fact that its signal-to-noise ratio (both in the CVL and in the Planck case) is not as large as the one for C_ℓ^{TT} or C_ℓ^{EE} alone, as shown in Fig 2. This is however not surprising, as the determining factor for strong constraints on the parameters is not only the amplitude of the noise, but most importantly how large is

³ We remind here that both in the lensed and unlensed case we include a prior on τ in the analysis.

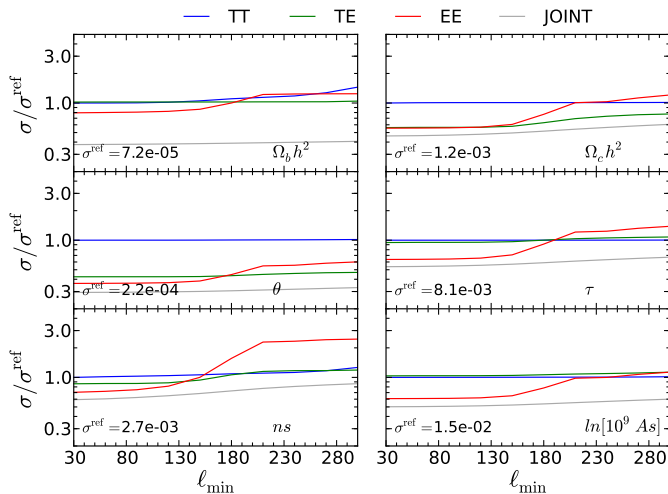


FIG. 6. Standard deviations on Λ CDM parameters as function of ℓ_{\min} , normalized to the standard deviation σ^{ref} obtained from C_ℓ^{TT} with $\ell_{\min} = 30$. We consider a CVL experiment with $\ell_{\max} = 2500$ and a prior on τ . We consider here lensed CMB power spectra.

the change of the spectra under a variation of the parameters compared to the noise (i.e. the Fisher Matrix), and how different the effect of each parameter is on the spectra, so that degeneracies can be broken. In the case of C_ℓ^{TE} , the noise is indeed relatively high, but this spectrum is very efficient at breaking degeneracies. This can be inferred by comparing the constraints from C_ℓ^{TE} in the diagonal case in Fig. 5 with the ones in the reference case in Fig. 3. In the diagonal case, where the degeneracy breaking power of each spectrum is removed, C_ℓ^{TE} becomes much worse at constraining n_s , $\ln(10^{10} A_s)$ and τ than C_ℓ^{TT} or C_ℓ^{EE} alone, and it becomes comparable to C_ℓ^{TT} on $\Omega_c h^2$. However, it remains very good at constraining θ and $\Omega_b h^2$ because intrinsically changing these parameters has a large impact on the cross-correlation spectrum.

B. Evolution of the constraints with ℓ_{\min}

Fig. 6 shows the evolution of the constraints with ℓ_{\min} , varied between $30 < \ell_{\min} < 300$ at a fixed $\ell_{\max} = 2500$. In the CVL case considered here, we naively expect that cutting the noisier low- ℓ part of the spectrum should only marginally affect the results. Indeed, we find that the C_ℓ^{TT} constraints are marginally affected even when the most dramatic cut ($\ell_{\min} = 300$) is applied. Only the constraint on $\Omega_b h^2$ is worsened by $\sim 50\%$ for $\ell_{\min} \gtrsim 200$, due to the fact that with such a cut, the first peak is not observed anymore, reducing the information on the baryon load coming from the difference in height between the first and the second peak [38].

On the other hand, the constraints from the C_ℓ^{EE} polarization are more drastically affected by cutting the

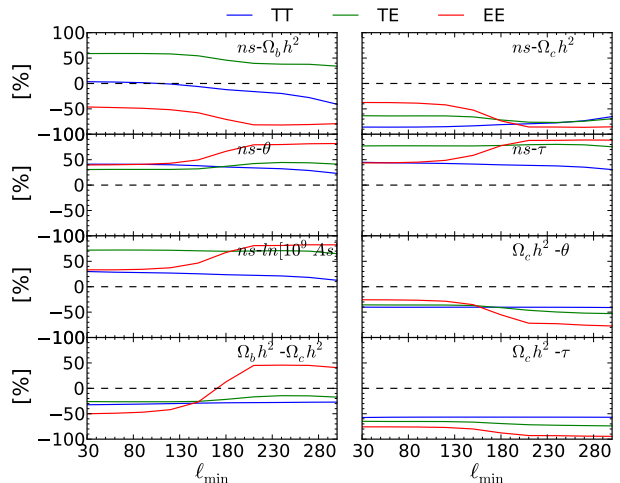


FIG. 7. Evolution of the correlations between selected parameters as a functions of ℓ_{\min} . We consider a CVL experiment with $\ell_{\max} = 2500$ and a prior on τ . We consider here lensed CMB power spectra.

low- ℓ part. In particular, there is a strong worsening of the constraints of all parameters when $\ell_{\min} \gtrsim 130$. This is due to the fact that the inclusion of the multipoles $\ell \lesssim 200$ alleviates degeneracies, in particular between the scalar spectral index n_s and other parameters. This is clear from Fig. 7, where we plot the correlation coefficients between couples of parameters (mainly n_s versus the others) as a function of ℓ_{\min} . For ℓ_{\min} larger than $\ell_{\min} \gtrsim 130$, n_s becomes almost $\sim \pm 100\%$ correlated with the other parameters for C_ℓ^{EE} . Furthermore, we verified that if we fix n_s (thus marginalizing over only 5 parameters), this sharp worsening of the constraints disappears, while if we fix any of the other parameters, the step is still present, although when fixing $\Omega_c h^2$ it appears only in the constraints for $\Omega_b h^2$ and n_s . This suggests that cutting at $\ell_{\min} \gtrsim 130$ largely impacts the constraints from C_ℓ^{EE} due to the increasing degeneracies between n_s and other parameters, in particular with $\Omega_c h^2$ and $\Omega_b h^2$.

The reason why this ℓ -range helps breaking such degeneracies can be inferred from Fig. 1, that shows the derivatives of the C_ℓ^{EE} power spectrum relative to the different Λ CDM parameters. The derivatives with respect to $\Omega_b h^2$ and $\Omega_c h^2$ change behaviour at $\ell \sim 200$, thus helping to break degeneracies. The physical reason of this is the following.

Breaking the $\Omega_c h^2 - n_s$ degeneracy. Scales below $\ell \lesssim 200$ entered the causal horizon well after matter-radiation equality ($z_{\text{eq}} \sim 3400$). These scales are thus not affected by the decay of the metric perturbations during radiation domination, that act as a driving force on the acoustic oscillations, boosting their amplitude [38]. Increasing $\Omega_m h^2$ by increasing $\Omega_c h^2$ anticipates the redshift of equality, and thus decreases the boosting effect due to the driving, shifting it to smaller scales. The overall result is thus a decrease in the amplitude of the oscillations

at $\ell \gtrsim 200$, and an almost negligible change at larger scales. This is then reflected in a negative derivative relative to $\Omega_c h^2$ at $\ell \gtrsim 200$, and in a very small one, (by almost two orders of magnitude) at larger scales. This difference in behaviour of the spectrum under a change in $\Omega_c h^2$ at large and small scales significantly helps breaking degeneracies with n_s , which smoothly changes the spectrum at these scales.

It is also interesting to notice that such a difference is not so evident in the derivative of the C_ℓ^{TT} spectrum relative to $\Omega_c h^2$, as shown in Fig. 1. This is due to the fact that an increase in the matter density also determines a decrease of the early and late Integrated Sachs-Wolfe effects (ISW) at large scales in temperature (these effects are absent in polarization), so that the derivatives are negative and large even at these scales. Therefore, degeneracies are not particularly broken by observing this ℓ -range in C_ℓ^{TT} .

Breaking the $\Omega_b h^2 - n_s$ degeneracy. As far as the baryon density is concerned, changing $\Omega_b h^2$ affects C_ℓ^{EE} through the change in $\Omega_m h^2$, similarly to $\Omega_c h^2$. However, in this case, there are also other, more relevant effects. The first is that increasing $\Omega_b h^2$ decreases the sound speed $c_s = 1/\sqrt{3(1+R)}$, $R = \frac{3\Omega_b a}{4\Omega_r}$. As the amplitude of the temperature dipole, sourcing the temperature quadrupole and thus polarization, is proportional to c_s , an increase in $\Omega_b h^2$ causes a decrease in the amplitude of the C_ℓ^{EE} spectrum, proportional to c_s^2 [38]. This effect acts in principle on all scales smaller than the causal horizon at the epoch of decoupling, $\ell \lesssim 100$, and would result in a negative derivative relative to $\Omega_b h^2$ at all these scales. However, Fig. 1 shows that the derivative at $\ell \lesssim 200$ is positive. This is due to the fact that increasing $\Omega_b h^2$ increases the effective mass of the photo-baryonic fluid, enhancing the gravitational potential wells. This increases the amplitude of the spectra (both temperature and polarization) by a factor $(1+3R)^2$ [38, 39], and it is the dominant effect at large scales, where the metric perturbations have not decayed during radiation domination. This explains why the derivative relative to $\Omega_b h^2$ is positive at these scales⁴. Notice that the effect of baryons on C_ℓ^{TT} has additional features compared to C_ℓ^{EE} : the change in the effective mass also produces a shift in the equilibrium point of the oscillations, resulting in the enhancement of the odd peaks (compressions of overden-

sities) compared to even ones (rarefactions of overdensities), at scales where the metric perturbation have not completely decayed during radiation domination. This effect dominates over the decrease in the sound speed, that affects C_ℓ^{TT} reducing the amplitude of the Doppler contribution to the oscillations.

IV. PLANCK

In this section, we repeat the analysis performed in the previous Sections for the case of a Planck-like experiment, assuming full mission data (30 months of data). We combine the 143 and 217 GHz channels, and assume specifications as in Table II, following [32]. Clearly, the forecasts in this Section are overly simplified, as we e.g. ignore the presence of foregrounds, use only two frequency channels, ignore ℓ by ℓ correlations due to the galactic/point source masking of the maps. However, we verified that for a Planck-like nominal mission experiment (14 months of data), the error bars obtained from our Fisher Matrix forecast for C_ℓ^{TT} alone are similar to the ones obtained using the published Planck data from the first data-release [1], within a factor 1.3 – 1.5. We therefore expect the forecasts to be in the right ballpark.

Figure 8 shows the evolution of the constraints on cosmological parameters as a function of ℓ_{\max} , while Fig. 9 shows the same evolution but for unlensed spectra.

The most interesting result in Figure 8 is that we forecast that C_ℓ^{TE} should provide a constraint on the dark matter density $\Omega_c h^2$ stronger than the one obtained from C_ℓ^{TT} alone, namely $\sigma_{TE}(\Omega_c h^2) = 1.7 \times 10^{-3}$ [1.4%] versus $\sigma_{TT}(\Omega_c h^2) = 2.0 \times 10^{-3}$ [1.7%], while providing constraints comparable to C_ℓ^{TT} for $\Omega_b h^2$, n_s and θ , as also shown in Table V. We underline that this is the first time that the power of C_ℓ^{TE} alone is forecasted in a paper.

This opens the interesting possibility of cross-checking the results obtained from C_ℓ^{TT} alone, also considering that C_ℓ^{TE} is expected to have a lower level of foreground contamination at small scales than C_ℓ^{TT} . Furthermore, the constraints from C_ℓ^{TE} do not seem to improve extending $\ell_{\max} \gtrsim 1500$, as shown in Fig. 8, or by cutting at $\ell_{\min} \lesssim 150$, as shown in Fig. 10. This provides the possibility of obtaining strong constraints even when eliminating the most problematic multipole ranges, where polarized contamination from the galaxy (at large scales) or from extragalactic foregrounds (at small scales) are expected to be most relevant.

Furthermore, comparing Fig. 8 (from lensed spectra) with Fig. 9 (from unlensed spectra), we notice that the degeneracy-breaking effect of lensing on $\ln(10^{10} A_s) - \tau$ is effective only for C_ℓ^{TT} alone, as C_ℓ^{TE} and C_ℓ^{EE} apparently do not have a high enough signal-to-noise ratio to sufficiently observe such an effect at small scales, as also shown in Fig. 2. Moreover, the constraints on the other parameters are only marginally affected by the additional information provided by lensing, as also shown in Table IV. Figure 10 shows the evolution of the con-

⁴ Let us mention here, for completeness, that the derivatives of all the spectra relative to $\Omega_b h^2$ are positive also at $\ell \gtrsim 1000$. This is due to the fact that increasing the baryon density decreases the Silk damping [40, 41], as the Silk damping scale k_D is proportional to $k_D \propto \sqrt{(\Omega_b h^2)}$. We also verified that the changes in the recombination history and on the visibility function due to a change in $\Omega_b h^2$ have minor effects on the derivatives. Finally, the derivatives relative to $\Omega_c h^2$ also change behavior at $\ell \gtrsim 1000$. This is due to the effect of lensing: increasing the amount of matter increases the amount of lensing, thus increasing the power and the smoothing of the peaks/troughs at high- ℓ [37].

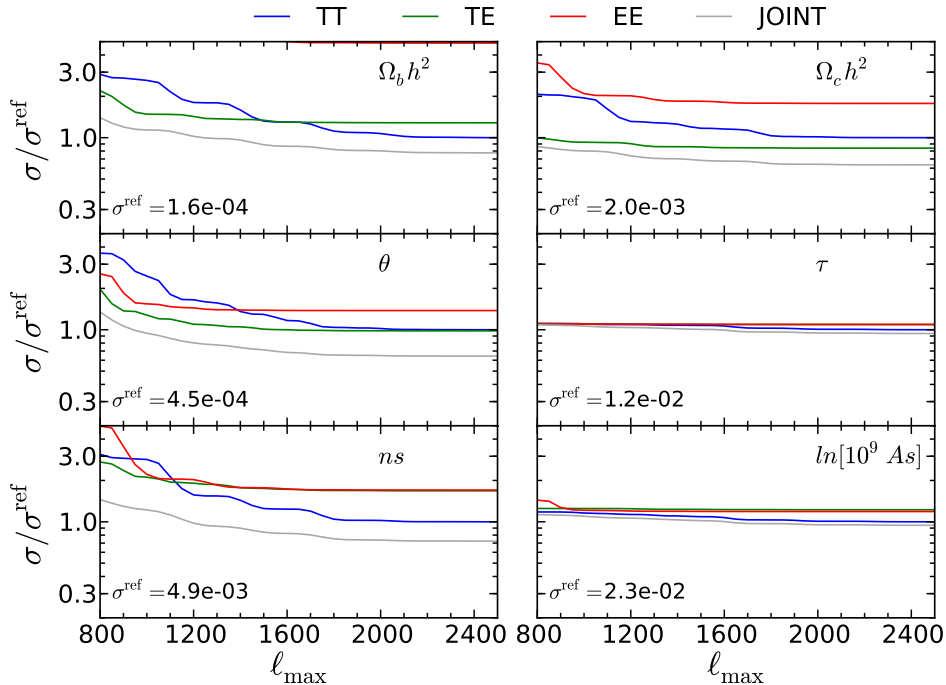


FIG. 8. Standard deviations on Λ CDM parameters as function of ℓ_{\max} , normalized to the standard deviation σ^{ref} obtained from C_ℓ^{TT} with $\ell_{\max} = 2500$. We consider a Planck-like full mission experiment with two channels at 143 GHz and 217 GHz with $\ell_{\min} = 30$ and a prior on τ . We consider here lensed CMB power spectra.

Data	$\Omega_b h^2$	$\Omega_c h^2$	θ	τ	n_s	$\ln(10^{10} A_s)$
TT	1.7×10^{-4} [0.8%]	2.0×10^{-3} [1.7%]	4.5×10^{-4} [0.04%]	1.2×10^{-2} [13%]	4.9×10^{-3} [0.5%]	2.3×10^{-2} [0.7%]
EE	8.0×10^{-4} (0.2)	3.6×10^{-3} (0.56)	6.1×10^{-4} (0.72)	1.3×10^{-2} (0.91)	8.3×10^{-3} (0.59)	2.7×10^{-2} (0.84)
TE	2.1×10^{-4} (0.78)	1.7×10^{-3} (1.2)	4.4×10^{-4} (1.0)	1.3×10^{-2} (0.92)	8.2×10^{-3} (0.59)	2.8×10^{-2} (0.82)
JOINT	1.3×10^{-4} (1.3)	1.3×10^{-3} (1.6)	2.9×10^{-4} (1.6)	1.1×10^{-2} (1.1)	3.5×10^{-3} (1.4)	2.1×10^{-2} (1.1)

TABLE V. Standard deviations on the Λ CDM model for a Planck-like full mission experiment from C_ℓ^{TT} , C_ℓ^{EE} , C_ℓ^{TE} taken separately or from the combination of all the power spectra. These constraints are calculated assuming $\ell_{\min} = 30$, $\ell_{\max} = 2500$, and a prior on τ , $\sigma(\tau) = 0.013$. In square brackets, on the first line we translate the standard deviation in relative error. In parenthesis, on the next lines we show the improvement factor compared to the C_ℓ^{TT} case.

straints with ℓ_{\min} . As previously noted for the CVL case in Section III B, the constraints from C_ℓ^{EE} rapidly worsen when $\ell_{\min} \gtrsim 130$, due to the fact that multipoles between $130 \lesssim \ell \lesssim 200$ help breaking degeneracies between n_s and other parameters. We notice in particular that n_s worsens by a factor ~ 3 if we cut $\ell_{\min} = 200$. This indicates that for C_ℓ^{EE} , the proper handling of the galactic dust contamination at large scales is crucial to have accurate results, as the observation in this ℓ -range has such large impact on the constraints.

V. THE EFFECT OF A PRIOR ON τ

In the previous sections we forecasted constraints always assuming a prior on τ . In this Section we want

to analyze whether relaxing this assumption impacts our conclusions.

Fig. 11 (left plot) shows the evolution of the constraints as a function of ℓ_{\max} without including any prior on τ and fixing $\ell_{\min} = 30$. Comparing to Figure 3, we notice that, as expected, the uncertainties on parameters increase by a factor of 1.2–3, due to the now much wider degeneracy between τ and other parameters (in particular $\ln(10^{10} A_s)$). However, our previous conclusions do not qualitatively change, i.e. that the C_ℓ^{EE} power spectrum is the best at constraining parameters when the full ℓ -range is considered.

Furthermore, we notice that thanks to the degeneracy-breaking effect of lensing, including $\ell_{\max} = 2500$ the constraint on τ from C_ℓ^{TT} alone is $\sigma_{TT}(\tau) = 0.010$ [11%], from C_ℓ^{TE} is $\sigma_{TE}(\tau) = 0.010$ [11%] and from C_ℓ^{EE} is

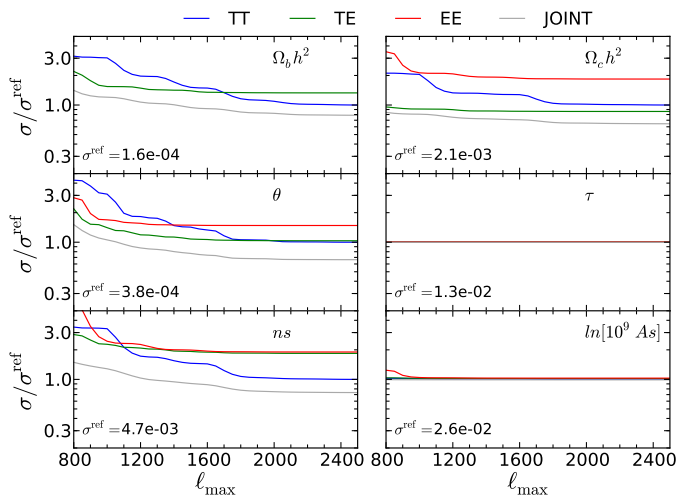


FIG. 9. Same as Fig. 8, but for unlensed spectra.

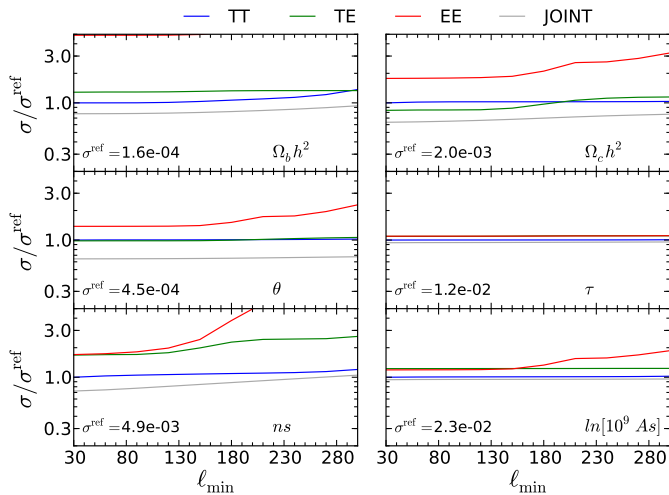


FIG. 10. Standard deviations on Λ CDM parameters as function of ℓ_{\min} , normalized to the standard deviation σ^{ref} obtained from C_ℓ^{TT} with $\ell_{\min} = 30$. We consider a Planck-like full mission experiment $\ell_{\max} = 2500$ and a prior on τ . We consider here lensed CMB power spectra.

$\sigma_{EE}(\tau) = 0.006$ [6%]. This can be compared to the constraints obtainable from polarization when the low- ℓ part of the spectrum is included in the analysis, i.e. when the reionization bump is included. This is shown in Fig. 11 (right plot), where we calculate constraints assuming $\ell_{\min} = 2$. In this case we obtain from C_ℓ^{TE} $\sigma_{TE}(\tau) = 0.005$ [5%] and from C_ℓ^{EE} $\sigma_{EE}(\tau) = 0.002$ [2%]. This indicates that observing the reionization bump can place constraints on τ that are stronger by about a factor 3 compared to the ones obtained using the degeneracy-breaking effect of lensing alone⁵. Fur-

thermore, both in the cases when $\ell_{\min} = 2$ or $\ell_{\min} = 30$, C_ℓ^{EE} is best at constraining τ , either from the large scale reionization bump (as already noticed in [42]) or from the degeneracy-breaking effect of lensing.

We perform this same analysis also for a Planck-like full mission experiment, with specifications already detailed in Section IV. Fig. 12 (left plot) shows the constraints on parameters without any prior on τ and with $\ell_{\min} = 30$. As already noticed in Section IV, only temperature has enough signal-to-noise ratio to take advantage of the degeneracy breaking power of lensing, achieving a constraint on τ of $\sigma_{TT}(\tau) = 0.027$ [29%]. This can be compared to the constraint obtained from C_ℓ^{EE} alone, $\sigma_{EE}(\tau) = 0.072$ [78%] and from C_ℓ^{TE} alone, $\sigma_{TE}(\tau) = 0.064$ [69%]. On the other hand, when including the low- ℓ part ($\ell_{\min} = 2$), as shown in Fig. 12 (right plot), we again see that the C_ℓ^{EE} power spectrum is the best at constraining τ . In particular, we obtain from C_ℓ^{EE} $\sigma_{EE}(\tau) = 0.0046$ [5%], that compared to the results from C_ℓ^{TE} , $\sigma_{TE}(\tau) = 0.011$ [12%] are a factor ~ 2 stronger. These forecasts however do not take into account the difficulties in dealing with the contamination of the galactic emission or systematics, that might considerably worsen the expected constraints from the reionization bump.

VI. Λ CDM EXTENSIONS

In this Section, we present the constraints on extensions of the Λ CDM model. In particular, we explore cases where we constrain one additional parameter at a time: the sum of neutrino mass $\sum m_\nu$, the number of relativistic species N_{eff} , the Helium abundance Y_p or running of the scalar spectral index n_{run} . Current constraints from Planck limit the sum of the neutrino mass to be smaller than $\sim 1\text{eV}$, so that neutrinos are expected to become non-relativistic only after the baryon-photon decoupling. Thus, the sum of the neutrino masses affects only the late time evolution of the spectra, changing the early and late ISW effects through a change in the expansion history in the C_ℓ^{TT} power spectrum at large scales, and by changing the amount of lensing at small scales (a larger neutrino mass smooths the matter power spectrum at scales smaller than the free-streaming scales, decreasing the effect of lensing) [43].

The number of relativistic species on the other hand affects the spectra in a number of different ways [44–46], and we describe only the main ones. An increase of N_{eff} determines an increase of the radiation density, so that matter-radiation equality happens at later times. This increases the amplitude of acoustic peaks in all spectra through an increase of the radiation driving, as

$\ln(10^{10} A_s)$ becomes very large, and the likelihood distribution of the parameters might become non-gaussian, rendering the estimates from the Fisher Matrices overly optimistic.

⁵ Notice that when we do not use a τ prior, the degeneracy with

explained in Section III B, and at large scales in C_ℓ^{TT} through an increase of early ISW. This effect is strongly degenerate with $\Omega_c h^2$. Furthermore, it increases the angular Silk damping scale $\theta_D \propto r_D/D_*$ relative to the angular size of sound horizon θ , with r_D the comoving Silk damping scale and D_* the comoving distance to decoupling. In fact, having θ fixed, θ_D is proportional to the square of the Hubble parameter $H^{0.5}$ [45], so that an increase of the radiation density increases $H \sim \sqrt{((\Omega_c h^2 + \Omega_b^2) a^{-3} + \Omega_r h^2 a^{-4})}$ and therefore θ_D , i.e. it increases the effect of Silk damping shifting it to larger scales.

A change in the primordial Helium abundance Y_p changes the epoch of recombination: a larger amount of helium relative to hydrogen leaves a smaller amount of free electrons after helium recombination, so that hydrogen recombination happens earlier, and the width of the last scattering surface is larger, enhancing Silk damping [47].

Finally, changing n_{run} changes the relative amount of power at large/small scales, as we define the power spectrum as

$$P_R(k) = A_s \left(\frac{k}{k_0} \right)^{n_s - 1 + (1/2)(dn_s/d \ln k)(\ln(k/k_0))},$$

with $k_0 = 0.05 \text{ Mpc}^{-1}$ the pivot scale and $dn_s/d \ln k \equiv n_{\text{run}}$ the running.

Figs. 13-16 show how the constraints on these parameters evolve with ℓ_{max} for a CVL experiment or a Planck-like full mission experiment. Contrary to what was previously found in the case of Λ CDM for a CVL experiment, only the neutrino mass $\sum m_\nu$ is better constrained by C_ℓ^{EE} rather than C_ℓ^{TE} at $\ell_{\text{max}} = 2500$, through the larger effect of lensing on C_ℓ^{EE} . N_{eff} , Y_p and n_{run} are instead better constrained by C_ℓ^{TE} . For a Planck-like experiment, on the other hand, we forecast that C_ℓ^{TT} is always superior in constraining all the extensions of Λ CDM. The case where the constraining power of C_ℓ^{TE} seems to be the most interesting is N_{eff} , for which we forecast $\sigma_{TE}(N_{\text{eff}}) = 0.43$ [14%], to be compared to the constraint from C_ℓ^{TT} , $\sigma_{TT}(N_{\text{eff}}) = 0.29$ [10%], i.e. the constrain from C_ℓ^{TE} is only a factor 1.5 weaker.

VII. CONCLUSIONS

We have forecasted the power to constrain cosmological parameters from the C_ℓ^{TT} , C_ℓ^{EE} or C_ℓ^{TE} CMB power spectra taken separately. We find that for a cosmic variance limited experiment, C_ℓ^{EE} is the best at constraining all cosmological parameters in a Λ CDM model compared

to C_ℓ^{TE} and C_ℓ^{TT} alone. This fact holds true when different amount of information about cosmic reionization is included in the analysis, e.g. whether the polarized power spectra are cut at $\ell_{\text{min}} = 2$ or $\ell_{\text{min}} = 30$, or whether a prior on the reionization optical depth τ is included in the analysis. We find that most of the degeneracy breaking power of the C_ℓ^{EE} power spectrum comes from ℓ ranges between 100 – 200, a region where we expect the galactic dust contamination to be harder to clean. We have also shown for the first time the constraining power of the temperature-polarization cross-correlation power spectrum C_ℓ^{TE} , finding that for a CVL experiment it would also constrain parameters more efficiently than C_ℓ^{TT} alone. The advantage of C_ℓ^{TE} over C_ℓ^{EE} however, is that the constraints are less affected when $\ell \lesssim 200$ are excluded from the analysis, making it less sensitive to large-scale foreground modelling. We have also shown that C_ℓ^{EE} is the best at constraining τ , compared to C_ℓ^{TE} or C_ℓ^{TT} , either from the large scale polarization reionization bump, or from the degeneracy breaking effect of lensing at small scales. We find that observing the polarization bump provides constraints that are a factor ~ 3 stronger than the ones obtainable by the effect of lensing.

These findings are particularly interesting for future proposed CMB missions such as *CORE* [48] or *PRISM* [49], as such experiments are designed to be cosmic variance limited both in temperature and in polarization in wide multipole ranges.

We also forecast constraints for a Planck-like satellite experiment. In spite of the much higher noise of polarization, we find that C_ℓ^{TE} determines the dark matter density $\Omega_c h^2$ by 15% better than C_ℓ^{TT} , and the other parameters at a similar level of precision. This result has never been forecasted before, and opens the possibility to verify the Planck results from C_ℓ^{TT} with those from C_ℓ^{TE} . The advantage of this procedure is that the two spectra are expected to have different dependencies on systematics and foregrounds. We emphasize here that our forecasts do not include marginalization over foreground parameters. However, the level of foreground contamination at small scales in polarization is expected to be lower than the one in temperature, so we expect that our broad conclusions about the superiority of polarization should not depend on this factor.

ACKNOWLEDGMENTS

This work was supported by Benjamin D. Wandelt's ANR Chaire d'Excellence ANR-10-CEXC-004-01. SG would like to thank Joe Silk, Aurelien Benoit-Lévy and Alessandro Melchiorri for comments on the manuscript.

[1] Planck Collaboration, P. A. R. Ade, N. Aghanim, C. Armitage-Caplan, M. Arnaud, M. Ashdown, F. Atrio-

Barandela, J. Aumont, C. Baccigalupi, A. J. Banday, et al., ArXiv e-prints (2013), 1303.5076.

- [2] M. Zaldarriaga, Phys. Rev. D **55**, 1822 (1997), astro-ph/9608050.
- [3] M. J. Mortonson and W. Hu, ApJ **672**, 737 (2008), 0705.1132.
- [4] U. Seljak and M. Zaldarriaga, Physical Review Letters **78**, 2054 (1997), astro-ph/9609169.
- [5] M. Zaldarriaga, D. N. Spergel, and U. Seljak, ApJ **488**, 1 (1997), astro-ph/9702157.
- [6] D. Baumann, M. G. Jackson, P. Adshead, A. Ambard, A. Ashoorioon, N. Bartolo, R. Bean, M. Beltrán, F. de Bernardis, S. Bird, et al., in *American Institute of Physics Conference Series*, edited by S. Dodelson, D. Baumann, A. Cooray, J. Dunkley, A. Fraisse, M. G. Jackson, A. Kogut, L. Krauss, M. Zaldarriaga, and K. Smith (2009), vol. 1141 of *American Institute of Physics Conference Series*, pp. 10–120, 0811.3919.
- [7] J. Bock, A. Aljabri, A. Ambard, D. Baumann, M. Betoule, T. Chui, L. Colombo, A. Cooray, D. Crumb, P. Day, et al., ArXiv e-prints (2009), 0906.1188.
- [8] W. H. Kinney, Phys. Rev. D **58**, 123506 (1998), astro-ph/9806259.
- [9] BICEP2 Collaboration, P. A. R. Ade, R. W. Aikin, D. Barkats, S. J. Benton, C. A. Bischoff, J. J. Bock, J. A. Brevik, I. Buder, E. Bullock, et al., ArXiv e-prints (2014), 1403.3985.
- [10] D. N. Spergel and M. Zaldarriaga, Physical Review Letters **79**, 2180 (1997), astro-ph/9705182.
- [11] M. J. Mortonson, C. Dvorkin, H. V. Peiris, and W. Hu, Phys. Rev. D **79**, 103519 (2009), 0903.4920.
- [12] W. Hu, D. N. Spergel, and M. White, Phys. Rev. D **55**, 3288 (1997), astro-ph/9605193.
- [13] R. Durrer, M. Kunz, and A. Melchiorri, Phys. Rev. D **63**, 081301 (2001), astro-ph/0010633.
- [14] H. V. Peiris, E. Komatsu, L. Verde, D. N. Spergel, C. L. Bennett, M. Halpern, G. Hinshaw, N. Jarosik, A. Kogut, M. Limon, et al., ApJS **148**, 213 (2003), astro-ph/0302225.
- [15] G. Rocha, R. Trotta, C. J. A. P. Martins, A. Melchiorri, P. P. Avelino, R. Bean, and P. T. P. Viana, MNRAS **352**, 20 (2004), astro-ph/0309211.
- [16] L. P. L. Colombo, E. Pierpaoli, and J. R. Pritchard, MNRAS **398**, 1621 (2009), 0811.2622.
- [17] M. Tegmark, D. J. Eisenstein, W. Hu, and A. de Oliveira-Costa, ApJ **530**, 133 (2000), astro-ph/9905257.
- [18] D. J. Eisenstein, W. Hu, and M. Tegmark, ApJ **518**, 2 (1999), astro-ph/9807130.
- [19] M. Bucher, K. Moodley, and N. Turok, Physical Review Letters **87**, 191301 (2001), astro-ph/0012141.
- [20] W. L. K. Wu, J. Errard, C. Dvorkin, C. L. Kuo, A. T. Lee, P. McDonald, A. Slosar, and O. Zahn, ArXiv e-prints (2014), 1402.4108.
- [21] S. Galli, M. Martinelli, A. Melchiorri, L. Pagano, B. D. Sherwin, and D. N. Spergel, Phys. Rev. D **82**, 123504 (2010), 1005.3808.
- [22] P. Collaboration, P. A. R. Ade, N. Aghanim, C. Armitage-Caplan, M. Arnaud, M. Ashdown, F. Atrio-Barandela, J. Aumont, C. Baccigalupi, A. J. Banday, et al., arXiv.org p. 5075 (2013), 1303.5075.
- [23] J. Dunkley, E. Calabrese, J. Sievers, G. E. Addison, N. Battaglia, E. S. Battistelli, J. R. Bond, S. Das, M. J. Devlin, R. Dunner, et al., arXiv.org (2013), 1301.0776v2.
- [24] C. L. Reichardt, L. Shaw, O. Zahn, K. A. Aird, B. A. Benson, L. E. Bleem, J. E. Carlstrom, C. L. Chang, H. M. Cho, T. M. Crawford, et al., arXiv.org (2011), 1111.0932v2.
- [25] M. Seiffert, C. Borys, D. Scott, and M. Halpern, MNRAS **374**, 409 (2007), astro-ph/0610485.
- [26] M. Tucci, E. Martínez-González, P. Vielva, and J. Delabrouille, MNRAS **360**, 935 (2005), astro-ph/0411567.
- [27] M. Tegmark, A. N. Taylor, and A. F. Heavens, ApJ **480**, 22 (1997), astro-ph/9603021.
- [28] G. Jungman, M. Kamionkowski, A. Kosowsky, and D. N. Spergel, Phys. Rev. D **54**, 1332 (1996), astro-ph/9512139.
- [29] A. Benoit-Lévy, K. M. Smith, and W. Hu, Physical Review D **86**, 123008 (2012).
- [30] W. A. Fendt and B. D. Wandelt, ApJ **654**, 2 (2007), astro-ph/0606709.
- [31] L. Knox, Phys. Rev. D **52**, 4307 (1995), astro-ph/9504054.
- [32] Planck Collaboration (2005), <http://www.rssd.esa.int/SA/PLANCK/docs/Bluebook-ESA-SCI%282005%291.V2.pdf>.
- [33] G. Hinshaw, D. Larson, E. Komatsu, D. N. Spergel, C. L. Bennett, J. Dunkley, M. R. Nolta, M. Halpern, R. S. Hill, N. Odegard, et al., ApJS **208**, 19 (2013), 1212.5226.
- [34] M. Zaldarriaga, Measuring and Modeling the Universe p. 309 (2004), astro-ph/0305272.
- [35] G. P. Holder, Z. Haiman, M. Kaplinghat, and L. Knox, ApJ **595**, 13 (2003), astro-ph/0302404.
- [36] J. R. Bond and G. Efstathiou, MNRAS **226**, 655 (1987).
- [37] M. Zaldarriaga and U. Seljak, Phys. Rev. D **58**, 023003 (1998), astro-ph/9803150.
- [38] W. Hu and N. Sugiyama, ApJ **444**, 489 (1995), arXiv:astro-ph/9407093.
- [39] W. Hu, ArXiv Astrophysics e-prints (1995), astro-ph/9508126.
- [40] J. Silk, ApJ **151**, 459 (1968).
- [41] N. Kaiser, MNRAS **202**, 1169 (1983).
- [42] M. Kaplinghat, M. Chu, Z. Haiman, G. P. Holder, L. Knox, and C. Skordis, ApJ **583**, 24 (2003), astro-ph/0207591.
- [43] Z. Hou, C. L. Reichardt, K. T. Story, B. Follin, R. Keisler, K. A. Aird, B. A. Benson, L. E. Bleem, J. E. Carlstrom, C. L. Chang, et al., ApJ **782**, 74 (2014), 1212.6267.
- [44] E. Komatsu et al. (WMAP Collaboration), Astrophys. J. Suppl. **192**, 18 (2011), 1001.4538.
- [45] Z. Hou, R. Keisler, L. Knox, M. Millea, and C. Reichardt (2011), 1104.2333.
- [46] S. Bashinsky and U. Seljak, Phys. Rev. D **69**, 083002 (2004), astro-ph/0310198.
- [47] K. Ichikawa, T. Sekiguchi, and T. Takahashi, Phys. Rev. D **78**, 043509 (2008), 0712.4327.
- [48] The CORe Collaboration, C. Armitage-Caplan, M. Avilez, D. Barbosa, A. Banday, N. Bartolo, R. Battye, J. Bernard, P. de Bernardis, S. Basak, et al., ArXiv e-prints (2011), 1102.2181.
- [49] PRISM Collaboration, P. Andre, C. Baccigalupi, D. Barbosa, J. Bartlett, N. Bartolo, E. Battistelli, R. Battye, G. Bendo, J.-P. Bernard, et al., ArXiv e-prints (2013), 1306.2259.

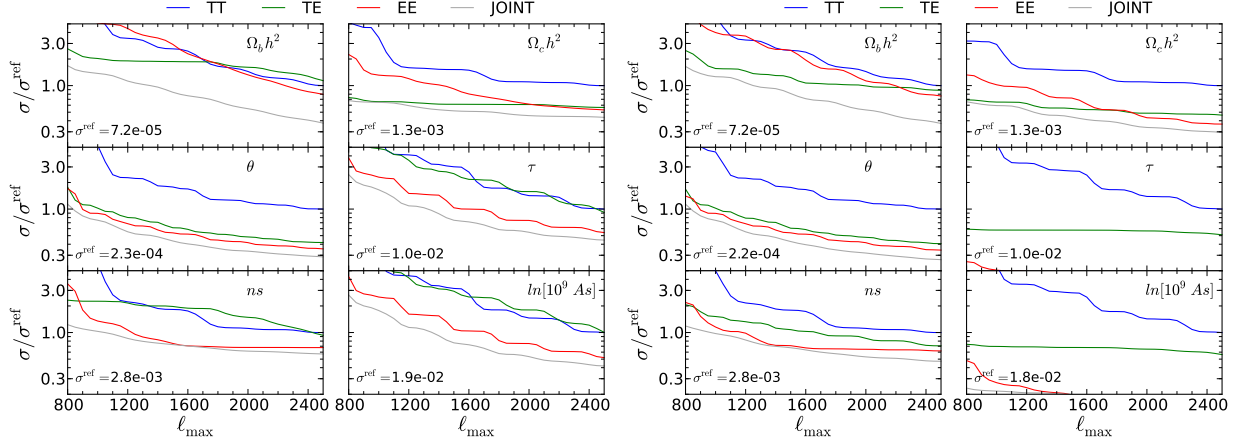


FIG. 11. Standard deviations on Λ CDM parameters as function of ℓ_{\max} *without* any prior on τ , normalized to the standard deviation σ^{ref} obtained from C_ℓ^{TT} with $\ell_{\max} = 2500$. We consider a CVL experiment with $\ell_{\min} = 30$ (left) and with $\ell_{\min} = 2$ (right). We consider here lensed CMB power spectra.

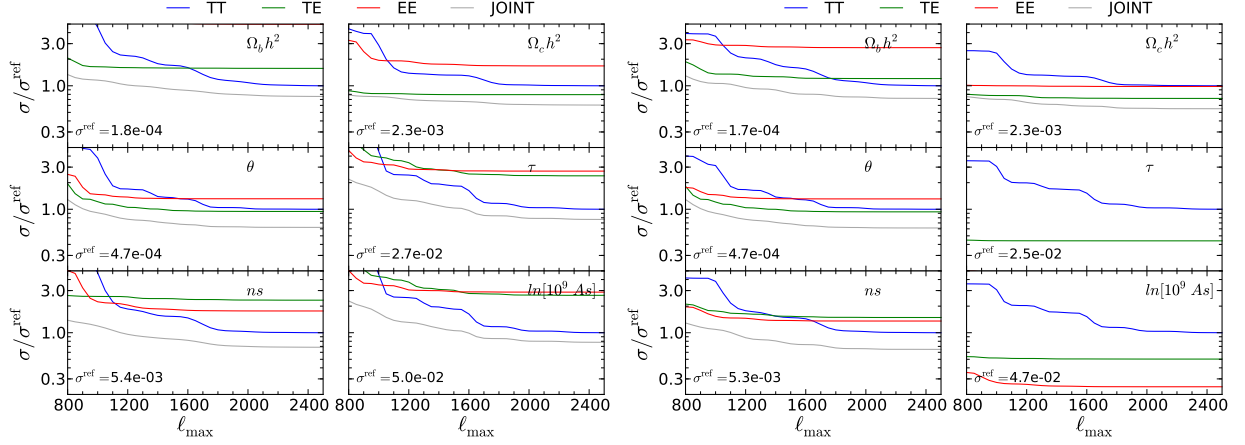


FIG. 12. Standard deviations on Λ CDM parameters as function of ℓ_{\max} , normalized to the standard deviation σ^{ref} obtained from C_ℓ^{TT} with $\ell_{\max} = 2500$. We consider a Planck-like experiment with $\ell_{\min} = 30$ (left) and $\ell_{\min} = 2$ (right), *without* any prior on τ . We consider here lensed CMB power spectra.

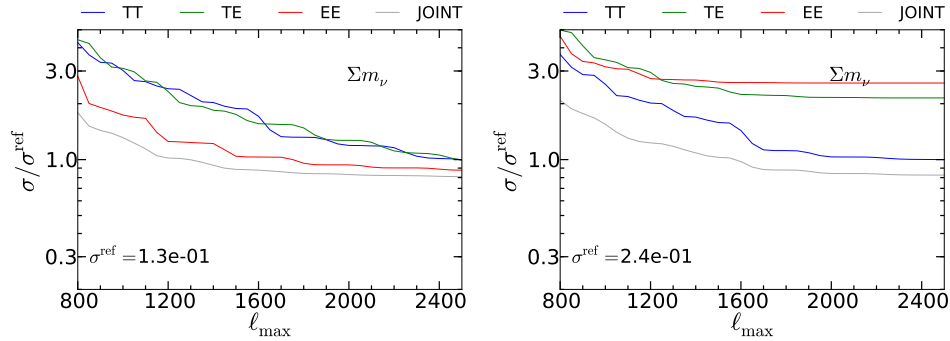


FIG. 13. Standard deviations on Σm_ν as function of ℓ_{\max} , normalized to the standard deviation σ^{ref} obtained from C_ℓ^{TT} with $\ell_{\max} = 2500$. We consider a CVL experiment (left) and a Planck-like full mission experiment (right) with $\ell_{\min} = 30$ and a prior on τ .

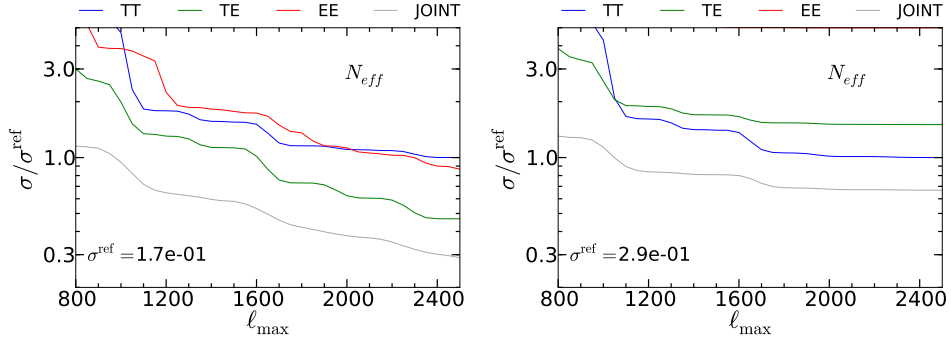


FIG. 14. Standard deviations on N_{eff} as function of ℓ_{max} , normalized to the standard deviation σ^{ref} obtained from C_ℓ^{TT} with $\ell_{\text{max}} = 2500$. We consider a CVL experiment (left) and a Planck-like full mission experiment (right) with $\ell_{\text{min}} = 30$ and a prior on τ .

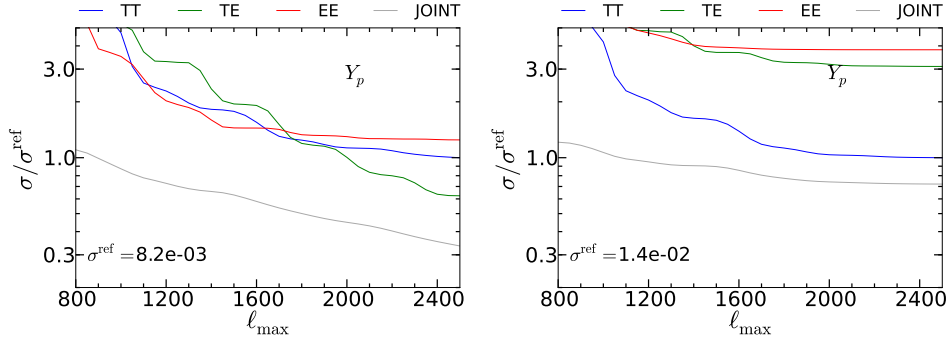


FIG. 15. Standard deviations on Y_p as function of ℓ_{max} , normalized to the standard deviation σ^{ref} obtained from C_ℓ^{TT} with $\ell_{\text{max}} = 2500$. We consider a CVL experiment (left) and a Planck-like full mission experiment (right) with $\ell_{\text{min}} = 30$ and a prior on τ .

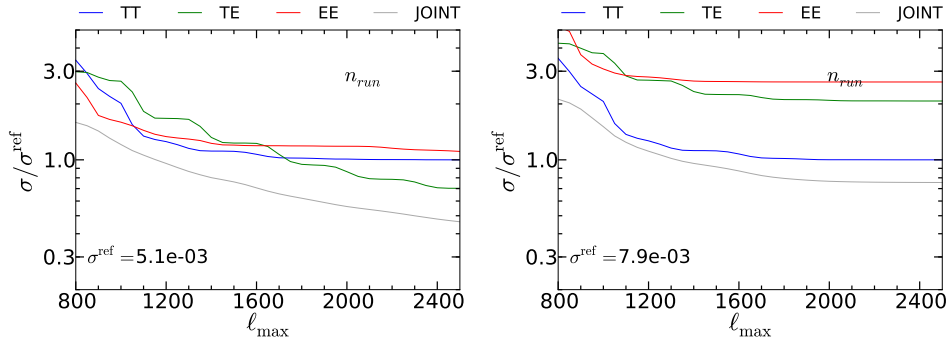


FIG. 16. Standard deviations on n_{run} as function of ℓ_{max} , normalized to the standard deviation σ^{ref} obtained from C_ℓ^{TT} with $\ell_{\text{max}} = 2500$. We consider a CVL experiment (left) and a Planck-like full mission experiment (right) with $\ell_{\text{min}} = 30$ and a prior on τ .